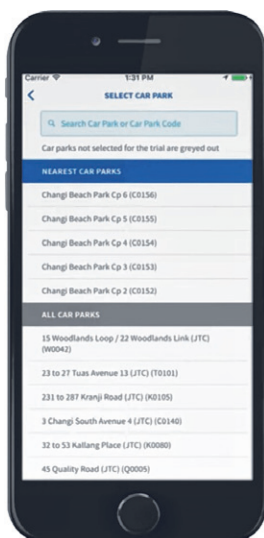
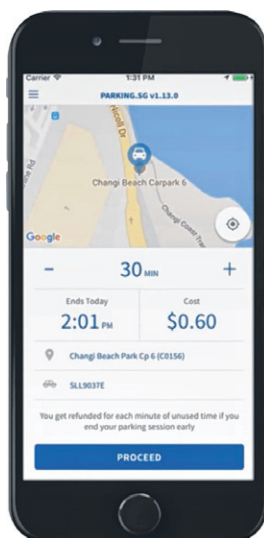


# How to use Parking.sg



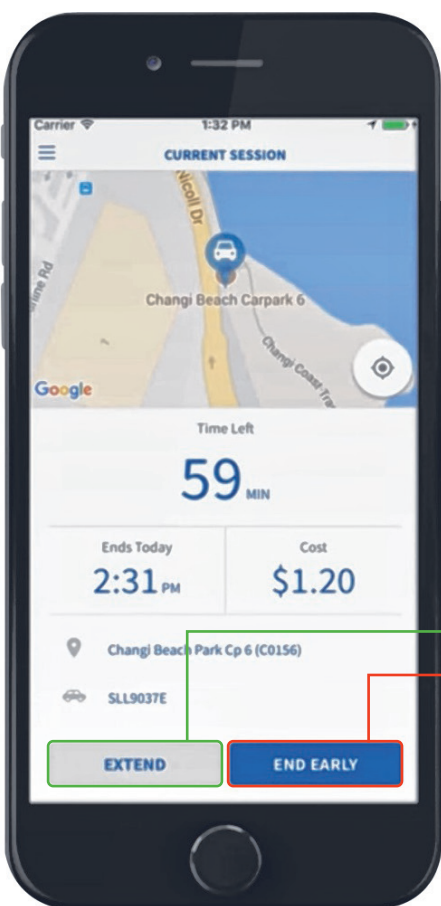
- 1 Select your carpark from a list of car parks nearby, key in your vehicle number and choose your parking duration.



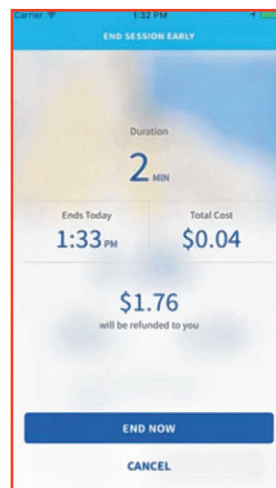
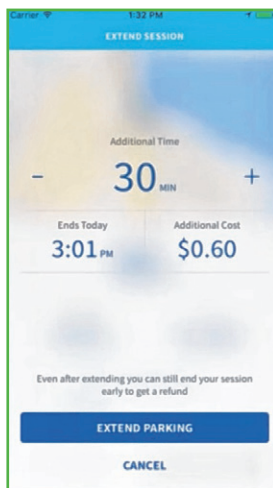
- 2 The app will automatically calculate the parking charges.



- 3 Enter credit or debit card details for payment.



- 4 Once the parking session starts, the time left will be shown in the app.



- 5 The app will notify you when the session is about to expire. You can then extend your parking duration remotely using the app.

- 6 If the parking session is ended early, a refund will be given based on the parking duration on a per-minute basis.