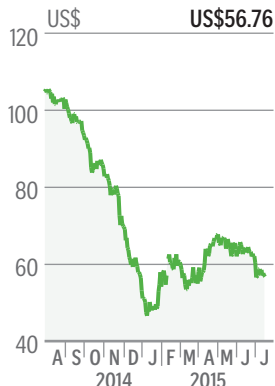


# FTSE ST Indexes

	Points	Change	Points	Change
<b>Mid Cap</b>	756.87	▲ +2.07	<b>Healthcare</b>	1,563.02 ▲ +4.67
<b>Small Cap</b>	475.12	▲ +4.43	<b>Industrials</b>	758.19 ▲ +3.92
<b>Fledgling</b>	892.57	▲ +11.72	<b>Oil and gas</b>	506.17 ▼ -1.02
<b>Catalist</b>	652.64	▲ +12.50	<b>Real estate</b>	788.70 ▲ +5.27
<b>China</b>	238.01	▲ +1.55	<b>Real estate hldg &amp; dev</b>	814.11 ▲ +7.85
<b>China Top</b>	196.12	▲ +0.95	<b>Reits</b>	778.85 ▲ +3.02
<b>Maritime</b>	243.59	▲ +1.59	<b>Technology</b>	403.41 ▲ +0.81
<b>Basic materials</b>	125.65	▲ +0.65	<b>Telco</b>	1,122.74 ▲ +5.99
<b>Consumer goods</b>	490.53	▲ +1.81	<b>Utilities</b>	508.36 ▲ +1.31
<b>Consumer serv</b>	816.11	▲ +11.72		
<b>Financials</b>	904.64	▲ +4.87		

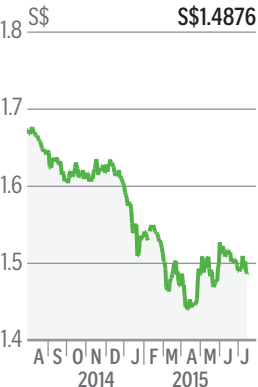
# Brent



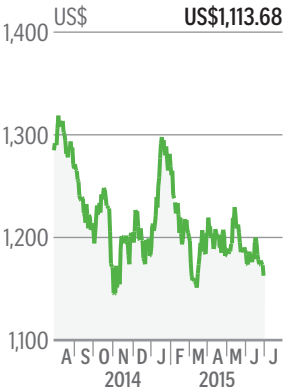
# Catalist



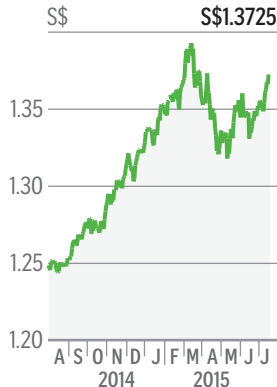
# Eur/\$\$



# Gold



# US\$/S\$



# \$\$/RM

